

REVISION AND PRINT RECORD			
REV	PRINTS	SERIALS	TO DATE FOR

OPENING:
QTY:

DOOR PANELS: _____ x _____ x _____

"UL" LABEL (1 per PANEL DOOR)

FINISH: _____

DRILLING: _____

SIGHT GUARD FINISH: _____

GIBBS REQUIRED: (2 PER DOOR).

HOST WAY DOORS SAFETY RETAINER: (1 PER DOOR)

ASME A 17.1 a - 2002 CODE COMPLIANT.

TOLERANCES
UNLESS OTHERWISE SPECIFIED

1" (1.00) 25.4 MM OR LESS ±1/32 (0.31) .793 MM

OVER 1" (1.00) 25.4 MM LESS THAN 12" (12.00) 304.80 MM ±1/16" (0.625) 1.59 MM

OVER 12" (12.00) 304.80 MM LESS THAN 60" (60.00) 1524 MM ±1/8" (1.56) 3.18 MM

OVER 60" (60.00) 1524 MM TO 120" (120.00) 3048 MM ±1/4" (2.50) 6.35 MM

CONCEPT ELEVATOR.
GROUP, LLC.

9100A N.W. 58th STREET, DORAL, FL 33178
(786)-845-8855 • TOLL FREE 866-506-8855 • Fax (786)845-8631

CUSTOMER:

JOB NAME:

LOCATION:

ARCHITECT:

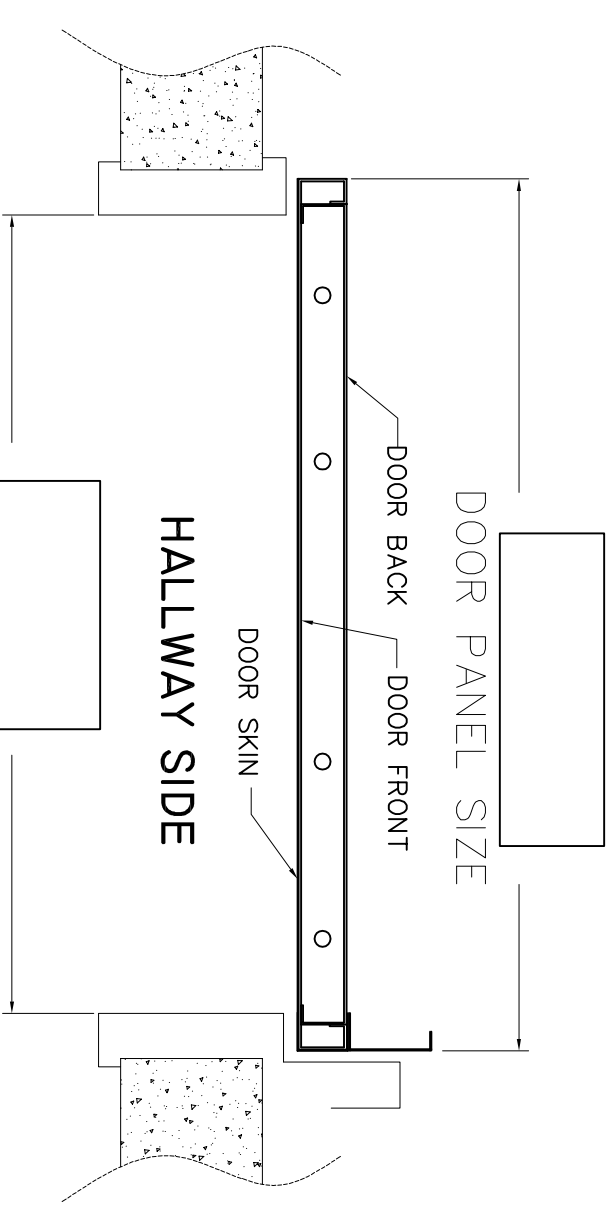
DRAWN BY:

JOB NO.

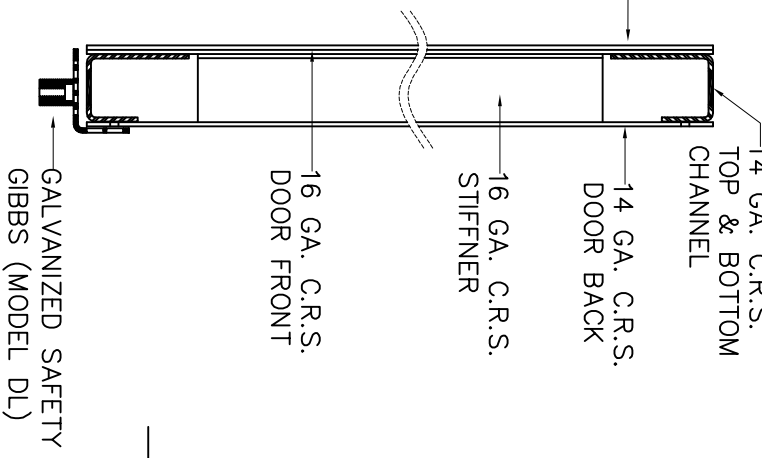
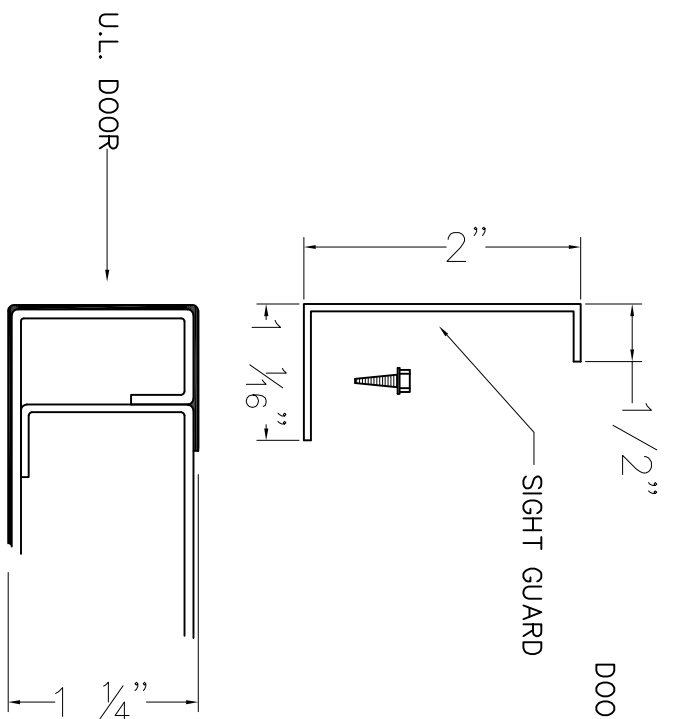
SCALE: NONE

ORDER NO. | SHEET NO.

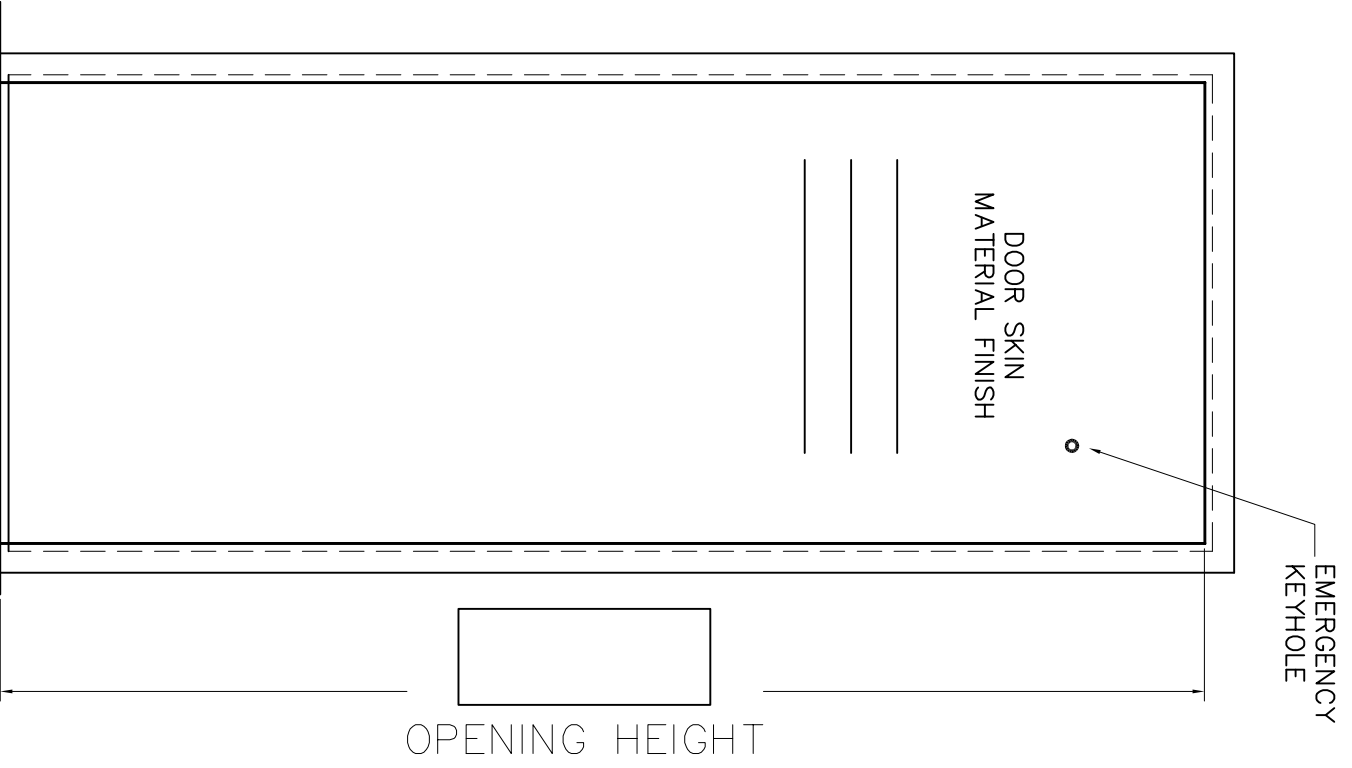
- REQ'D.
- NOT REQ'D.



- RIGHT HAND AS SHOWN.
- LEFT HAND OPPOSITE.

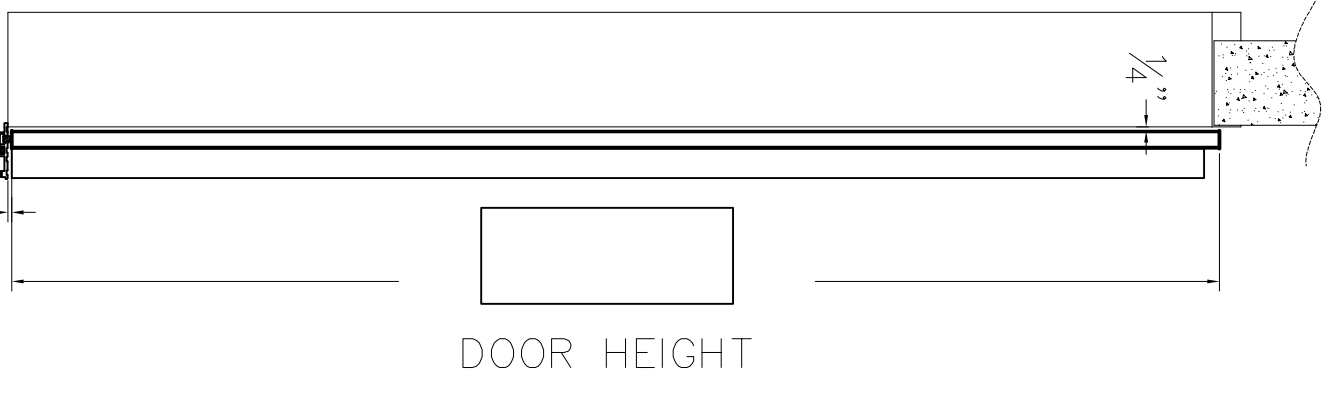


SECTION THROUGH
DOOR



(HALL SIDE)

SINGLE SLIDE HATCH DOORS



DISCLAIMER: THESE DRAWINGS ARE INTELLECTUAL PROPERTY OF CONCEPT ELEVATOR GROUP AND MAY NOT BE REPRODUCED IN ANY WAY WITHOUT WRITTEN AUTHORIZATION. THESE DRAWINGS ARE FOR REFERENCE ONLY AND WILL NOT BE USED FOR CONSTRUCTION